


OUR MISSION

To build the most in-demand, highest quality, most efficient cooling towers in the world.

LOWEST \$ kW/TON COOLING TOWERS™



**Revolutionary Patented
Rotary Spray Nozzle**
*3:1 Turndown capability delivers
unparalleled energy efficiency!*




TOWER TECH™
COOLING TOWERS FOR DISCERNING USERS™

TOWER TECH MODULAR COOLING TOWER™

VARIABLE-FLOW ROTARY SPRAY NOZZLE™


- Clog Free Operation, Auto-Flushing, No Maintenance
- 3-to-1 Turndown, Revolutionary Energy Savings
- Uniform Square Spray Pattern Maximizes Tower Performance
- Reduces Drift Emissions
- Reduces Fill Maintenance, Extends Fill Life
- Ultra Low Pumphead



CUTAWAY VIEW OF
TOWER TECH MODULAR
COOLING TOWER™

SELF CLEANING FLOW-THRU BASIN™

- Patented Water Collection System™
- High Velocity Flow, 5-7 fps
- Innovative Design – No Open Reservoir Or Side Louvers
- Reduced System Volume
- Allows For Higher Cycles Of Concentration
- Reduced Water And Chemical Use
- Nearly Maintenance Free
- Lower Operating Weight
- Mechanical Equipment Installed In Cool, Dry Intake Air Stream



CUTAWAY VIEW OF
HIGH VELOCITY
FLOW-THRU BASIN™

MODULAR DESIGN WITH BOTTOM MOUNTED FANS

- Ideal For High Value Applications – HVAC, Power, And Process
- Lowest Life-Cycle Cost
- Heavy-Duty, Lightweight Fiberglass Construction
- Factory Assembled For One-Hour Installation
- Simplified Connections
- Direct-Drive Fans For Reliability And Redundancy
- 600 - 600,000 GPM
200 - 200,000 Tons



VARIABLE-FLOW ROTARY
SPRAY NOZZLE™



VISIT US AT: WWW.TOWERTECHINC.COM

ASK ABOUT RENTAL & RENT-TO-OWN OPTIONS!